

Ordering Information



• Small Size (for Iliac Artery)

Proximal Graft Diameter (mm)	Distal Graft Diameter (mm)	Graft Length (mm)	Catheter Outer Diameter (fr)	Product Code
12	12	60	14	HT1212-060-0000
	12	80	14	HT1212-080-0000
14	12	80	14	HT1412-080-0000
	14	60	14	HT1414-060-0000
	14	80	14	HT1414-080-0000
16	14	80	16	HT1614-080-0000
	16	60	16	HT1616-060-0000
	16	80	16	HT1616-080-0000
18	16	80	16	HT1816-080-0000
	18	60	16	HT1818-060-0000
	18	80	16	HT1818-080-0000

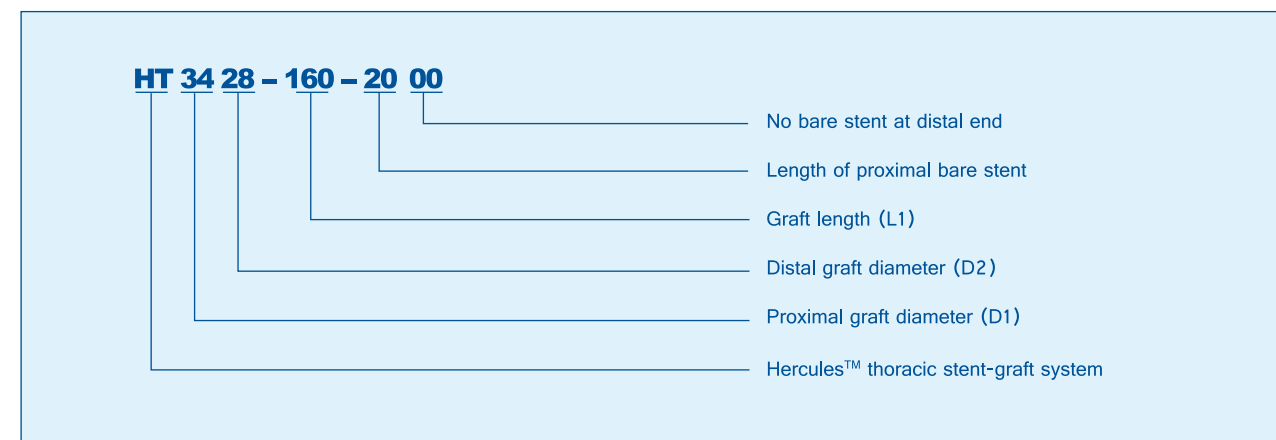
• Cuff

Proximal Graft Diameter (mm)	Distal Graft Diameter (mm)	Graft Length (mm)	Catheter Outer Diameter (fr)	Product Code
20	20	45	18	HT2020-045-1500
22	22			HT2222-045-1500
24	24			HT2424-045-1500
26	26			HT2626-045-1500
28	28	45	18	HT2828-045-1500
30	30			HT3030-045-2000
32	32			HT3232-045-2000
34	34			HT3434-045-2000

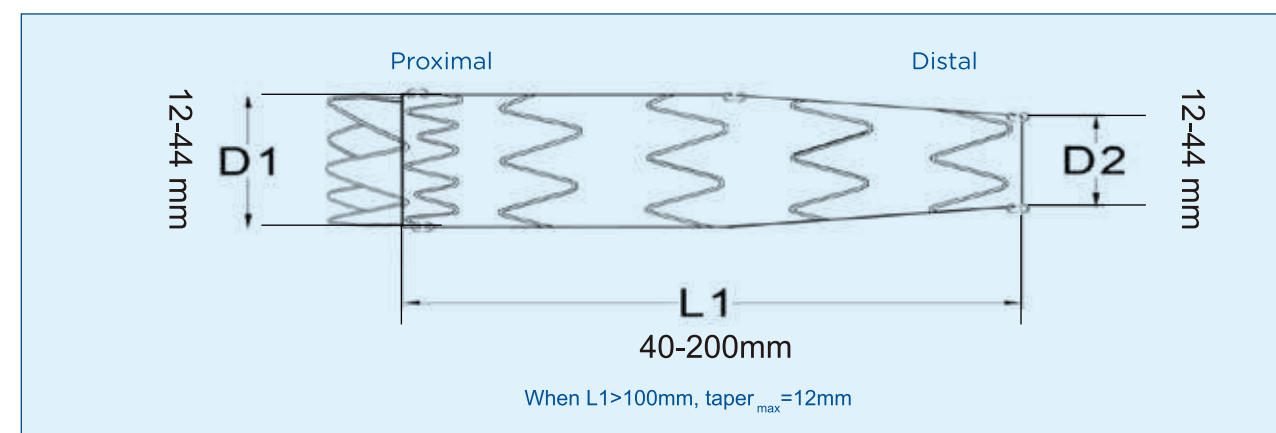
• Aorto-Uni-Iliac

Proximal Graft Diameter (mm)	Distal Graft Diameter (mm)	Graft Length (mm)	Catheter Outer Diameter (fr)	Product Code
20	12	160	18	HT2012-160-1500
22	12	160	18	HT2212-160-1500
24	12	160	18	HT2412-160-1500
24	14	160	18	HT2414-160-1500
26	14	160	18	HT2614-160-1500
26	16	160	18	HT2616-160-1500
28	14	160	18	HT2814-160-1500
28	16	160	18	HT2816-160-1500
20	12	140	18	HT2012-140-1500
22	12	140	18	HT2212-140-1500
24	12	140	18	HT2412-140-1500
24	14	140	18	HT2414-140-1500
26	14	140	18	HT2614-140-1500
26	16	140	18	HT2616-140-1500
28	14	140	18	HT2814-140-1500
28	16	140	18	HT2816-140-1500

Model Description



Size Range



Shanghai MicroPort Endovascular MedTech (Group) Co., Ltd.
 Address: Building #1, 3399 Kangxin Rd., SIMZ Century Medicine Park, Shanghai 201318, P. R. China
 Tel: +86 21 38139300 Email: xm_ib@endovastec.com Website: www.endovastec.com

All cited trademarks are the property of their respective owners in respective countries. These devices shall only be used for curing diseases on prescription by a licensed physician. Indications, contraindications, warnings, potential adverse events and directions for use can be found in Instructions for Use and product labeling supplied with each device. These devices are prohibited to promote, distribute and sell in any countries where the registration certificates or any other licenses are not obtained. This brochure is not intended for use in aforesaid countries. This brochure is only delivered to specific people for their reference, is not to be distributed widely as an advertisement. Any information may be changed without prior notice.
 Not Available for Sale in the United States.
 ©2020 Shanghai MicroPort Endovascular MedTech (Group) Co., Ltd. All rights reserved. Version No. IB-LP-20-02

Product Code

• Straight Size

Proximal Graft Diameter (mm)	Distal Graft Diameter (mm)	Graft Length (mm)	Catheter Outer Diameter (fr)	Product Code	Proximal Graft Diameter (mm)	Distal Graft Diameter (mm)	Graft Length (mm)	Catheter Outer Diameter (fr)	Product Code
20	20	60	18	HT2020-060-1500	32	32	60	18	HT3232-060-2000
	20	80		HT2020-080-1500		32	80		HT3232-080-2000
	20	100		HT2020-100-1500		32	100		HT3232-100-2000
22	22	60	18	HT2222-060-1500	34	34	60	18	HT3434-060-2000
	22	80		HT2222-080-1500		34	80		HT3434-080-2000
	22	100		HT2222-100-1500		34	100		HT3434-100-2000
24	24	60	18	HT2424-060-1500	36	36	60	18	HT3636-060-2000
	24	80		HT2424-080-1500		36	80		HT3636-080-2000
	24	100		HT2424-100-1500		36	100		HT3636-100-2000
26	26	60	18	HT2626-060-1500	38	38	60	20	HT3838-060-2000
	26	80		HT2626-080-1500		38	80		HT3838-080-2000
	26	100		HT2626-100-1500		38	100		HT3838-100-2000
28	28	60	18	HT2828-060-1500	40	40	60	20	HT4040-060-2000
	28	80		HT2828-080-1500		40	80		HT4040-080-2000
	28	100		HT2828-100-1500		40	100		HT4040-100-2000
30	30	60	18	HT3030-060-2000	42	42	60	20	HT4242-060-2000
	30	80		HT3030-080-2000		42	80		HT4242-080-2000
	30	100		HT3030-100-2000		42	100		HT4242-100-2000
30	30	80	18	HT3030-080-2000	44	44	80	20	HT4444-080-2000
	30	100		HT3030-100-2000		44	100		HT4444-100-2000

• Tapered Size (4mm)

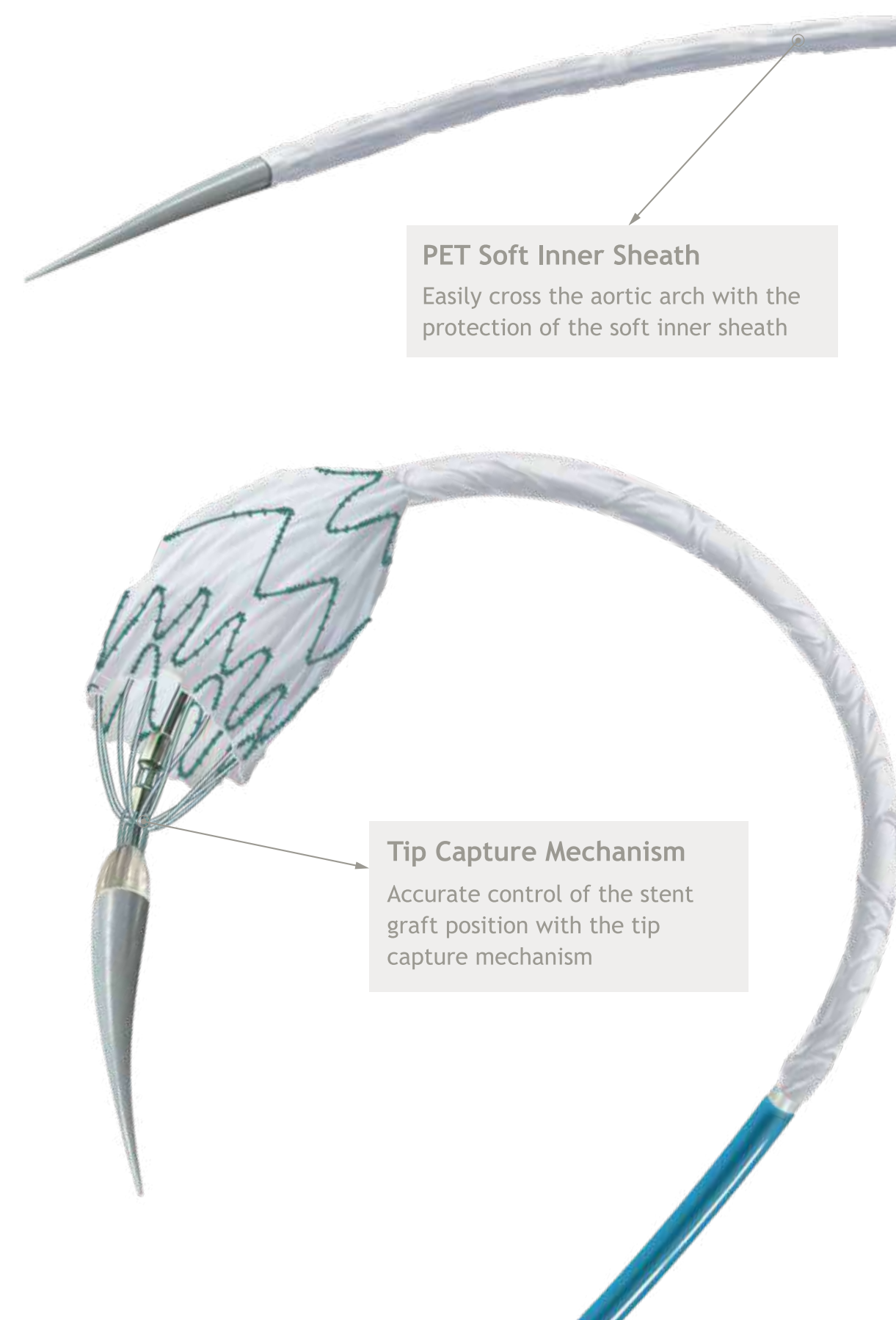
Proximal Graft Diameter (mm)	Distal Graft Diameter (mm)	Graft Length (mm)	Catheter Outer Diameter (fr)	Product Code
30	26	140	18	HT3026-140-2000
32	28	140	18	HT3228-140-2000
34	30	140	18	HT3430-140-2000
36	32	140	18	HT3632-140-2000
38	34	140	20	HT3834-140-2000
30	26	160	18	HT3026-160-2000
32	28	160	18	HT3228-160-2000
34	30	160	18	HT3430-160-2000
36	32	160	18	HT3632-160-2000
38	34	160	20	HT3834-160-2000
40	36	160	20	HT4036-160-2000
42	38	160	20	HT4238-160-2000
30	26	180	18	HT3026-180-2000
32	28	180	18	HT3228-180-2000
34	30	180	18	HT3430-180-2000
36	32	180	18	HT3632-180-2000
38	34	180	20	HT3834-180-2000
40	36	180	20	HT4036-180-2000
42	38	180	20	HT4238-180-2000
30	26	200	18	HT3026-200-2000
32	28	200	18	HT3228-200-2000
34	30	200	18	HT3430-200-2000
36	32	200	18	HT3632-200-2000
38	34	200	20	HT3834-200-2000
40	36	200	20	HT4036-200-2000
42	38	200	20	HT4238-200-2000

※ Customized products are available upon request
 ※ Availability may vary by local registration



Durable Outcomes
 Low Profile Without Compromise

Durable Outcomes, Low Profile Without Compromise



PET Soft Inner Sheath
Easily cross the aortic arch with the protection of the soft inner sheath

Tip Capture Mechanism
Accurate control of the stent graft position with the tip capture mechanism

Low Profile Sheath With Hydrophilic Coating

Graft Length	Proximal Diameter	Outer Sheath Profile
40-160mm	12-14mm	14F
	16-18mm	16F
	20-36mm	18F
180-200mm	38-44mm	20F
	26-44mm	20F

Crossing Profile 18-20F
Treat patients with access vessels as small as 6-7mm diameter



The soft inner sheath crosses the aortic arch easily



Withdraw the soft inner sheath with accurate positioning



Tip capture releases without any movement during the entire process



Angiography shows the stent graft well conforms to the patient's anatomy

Deployment Process

Withdraw the outer sheath
Push up the locking slide, hold the stationary grip (grey) with one hand, and rotate the deployment handle (blue) clockwise with the other hand until the soft inner sheath exits outer sheath completely.

Withdraw the soft inner sheath
Hold the deployment handle (blue) stationary, and rotate the control dial (blue) clockwise until "◀1" points to "▶" on the stationary dial (grey), pull the soft inner sheath release ring (yellow) until the covered part of the stent graft is deployed completely.

Release the bare stent
Hold the deployment handle (blue) stationary, and rotate the control dial (blue) clockwise until "◀2" points to "▶" on the stationary dial (grey), pull the tip capture release ring (green) until the tip capture mechanism is released and the proximal bare stent is completely open.

Stent-Graft Design

- Nitinol Wire**
 - Superelastic shape memory alloy
 - Stable radial strength
- PET Graft**
 - Great biocompatibility
 - Thin thickness
 - Superior strength
 - Low blood leakage
- Mini Spring**
 - Proprietary
 - Increased radial strength
 - Perfect match with the artery
 - Decreased endoleak risk
- Main-Body Stent**
 - Height-mutative
 - Readily conforming to the contours of the aorta
 - Kinking-free

2-10mm Multi-taper Design adjust more dissection

	Tapper
Hercules® Low-Profile	2/4/6/8/10 mm
Competitor1	4mm
Competitor2	4mm
Competitor3	/