



FDA CLEARED
ISO 13485:2016 & MDSAP



FDA CLEARED – K191275

All'InCath® is the new standard for PTA angioplasty procedures.

The All'InCath is a percutaneous transluminal angioplasty (PTA) balloon dilatation catheter for the injection of contrast agent using a single device.

- Significant reduction in time
- Optimal reduction in contrast usage
- Reduction on fluoroscopy time



The device allows a single unit to perform both angioplasty and angiography without exchange of devices.



THE PROBLEM

Meeting the Challenges of Angioplasty & Angiography



Angioplasty

Percutaneous transluminal angioplasty (PTA) is a routine procedure in managing atherosclerotic and other vascular diseases.

Limitations are:

- technical challenge
- takes time


Angiography

Angiography is an invasive procedure that involves the insertion of a catheter into an artery or vein. A contrast agent is injected into the catheter to make blood vessels more visible on X-ray.

Limitations are:

- risk of radiation exposure
- large quantity of iodine injections

Doctors are enthusiastic to combine angioplasty and angiography in the same procedure to save time and significantly reduce risks associated to catheter exchanges.





THE SOLUTION

Combine Angioplasty & Angiography




A SINGLE PRODUCT MULTIPLE ADVANTAGES

All'InCath is designed to make procedures **simpler, faster, smarter.**

Value Proposition

- Time saving
- Reduced iodine injection
- Reduced radiation exposure
- Reduced risks of complications



Angiography probe



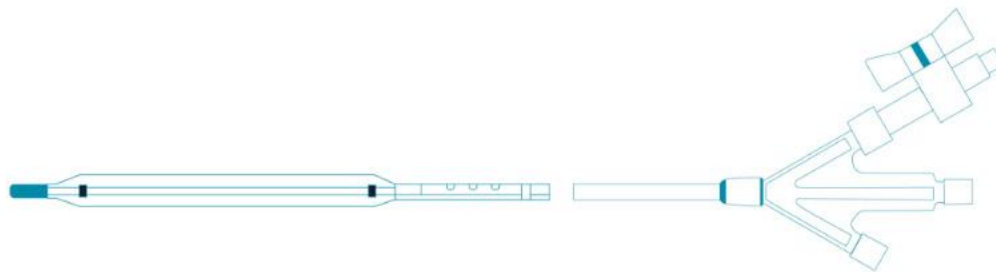
+

Balloon catheter



↓

A single device



All'inCath

FDA CLEARED – K191275



Pierre Sarradon

Vascular Surgeon & **Inventor**

Designed by a Vascular Surgeon (25 years of experience) to significantly improve daily practice and procedures.

Maximum efficiency

The All'inCath® Contrast Balloon Catheter 035M combines two well-known features to achieve an efficient endoluminal angioplasty and angiography.

All'inCath reduces the usual three-step procedure to a one-step procedure.

FIRST IN HUMAN May 2021

Strasbourg/France, Nouvel Hôpital Civil



N/Ref: Etude HUS n°8175 / N°IDRCB: 2020-A03505-34
Ref ANSM: 22/03/2021 / N°CPP: 2021-023-PPNI

Principal Investigator - **Professor Fabien THAVEAU**
Vascular Surgeon

NexStep Medical announces the **successful treatment** of its patients as part of the First-In-Human experience.

The product was shown to be safe and useful

PHYSICIAN'S FEEDBACK

“ All'inCath was also very efficient for stent application at the end of the procedure (same All'inCath used). No issues for reinserting the same All'inCath for stent application.

“ Operators carried out several inflations and angiographies with one single All'inCath balloon, which made it possible to reduce the procedure time as well as contrast media quantity.

With low amounts, these physicians obtain perfect angiographic with the All'inCath balloon.

“ Effective angioplasties. Good angiographies. Saves time and less contrast medium is used compared to a standard procedure.

Positionnement dans l'artère cible du ballon All'inCath

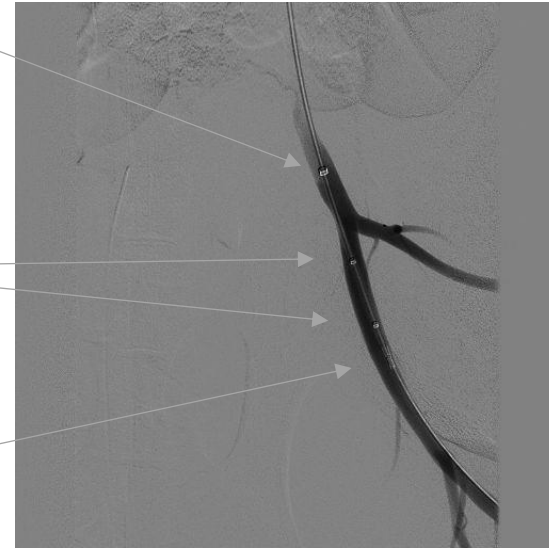


Marqueur des orifices d'injection de contraste

Marqueurs du ballon

Tip e radio-opaque

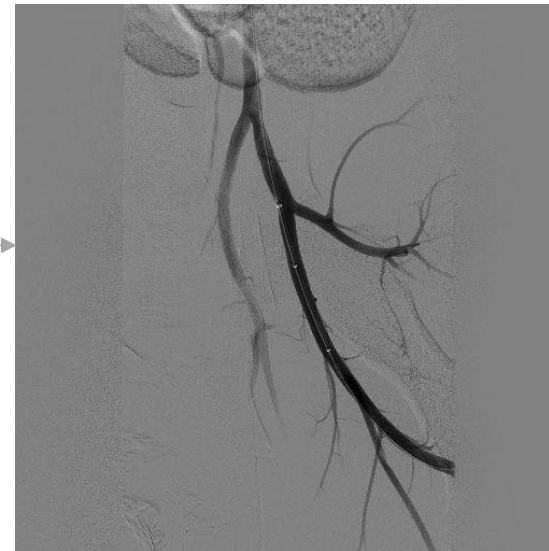
Angiographie ilio-fémorale : injection par le All'inCath (guide en place)



Angioplastie par inflation du ballon All'inCath (guide en place)



Contrôle Angiographique post-angioplastie par le All'inCath (guide en place)



ci-dessus

Essais spécifiques All'inCath pour démonstration

En SIMULTANNE :
Inflation ballon + Injection de contraste + Guide en place



1

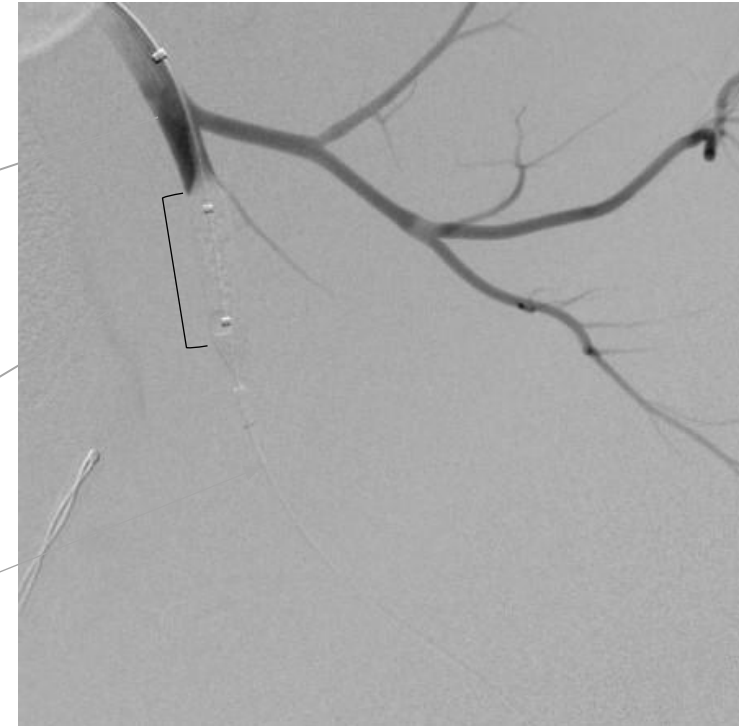
Injection de contraste

+

Inflation du ballon

+

Guide en place



2

All'inCath™

Ready for commercialization

Catalog All'InCath® 035M - 80 and 120cm

FDA CLEARED – K191275

Indication for Use:

The All'InCath® 035M is indicated for Percutaneous Transluminal Angioplasty in the peripheral vasculature, including iliac, femoral, popliteal and renal arteries, and for the treatment of obstructive lesions of native or synthetic arteriovenous dialysis fistulas. The All'InCath® 035M is also intended to provide angiographic visualization of the vasculature when combined with the delivery of radiopaque contrast media.

Caution: Federal (USA) law restricts this device to sale by or on the order of a licensed health care practitioner.

Catalog All'InCath® 035M - 80 cm				Catalog All'InCath® 035M - 120 cm			
Catalogue Number	Balloon Diameter (mm)	Balloon Length (mm)	Catheter Working Length (cm)	Catalogue Number	Balloon Diameter (mm)	Balloon Length (mm)	Catheter Working Length (cm)
AL035P-80-4x20	4	20	80	AL035P-120-4x20	4	20	120
AL035P-80-4x40	4	40	80	AL035P-120-4x40	4	40	120
AL035P-80-4x60	4	60	80	AL035P-120-4x60	4	60	120
AL035P-80-4x80	4	80	80	AL035P-120-4x80	4	80	120
AL035P-80-5x20	5	20	80	AL035P-120-5x20	5	20	120
AL035P-80-5x40	5	40	80	AL035P-120-5x40	5	40	120
AL035P-80-5x60	5	60	80	AL035P-120-5x60	5	60	120
AL035P-80-5x80	5	80	80	AL035P-120-5x80	5	80	120
AL035P-80-6x20	6	20	80	AL035P-120-6x20	6	20	120
AL035P-80-6x40	6	40	80	AL035P-120-6x40	6	40	120
AL035P-80-6x60	6	60	80	AL035P-120-6x60	6	60	120
AL035P-80-6x80	6	80	80	AL035P-120-6x80	6	80	120
AL035P-80-7x20	7	20	80	AL035P-120-7x20	7	20	120
AL035P-80-7x40	7	40	80	AL035P-120-7x40	7	40	120
AL035P-80-7x60	7	60	80	AL035P-120-7x60	7	60	120
AL035P-80-7x80	7	80	80	AL035P-120-7x80	7	80	120
AL035P-80-8x20	8	20	80	AL035P-120-8x20	8	20	120
AL035P-80-8x40	8	40	80	AL035P-120-8x40	8	40	120
AL035P-80-8x60	8	60	80	AL035P-120-8x60	8	60	120
AL035P-80-8x80	8	80	80	AL035P-120-8x80	8	80	120
AL035P-80-9x20	9	20	80	AL035P-120-9x20	9	20	120
AL035P-80-9x40	9	40	80	AL035P-120-9x40	9	40	120
AL035P-80-10x20	10	20	80	AL035P-120-10x20	10	20	120
AL035P-80-10x40	10	40	80	AL035P-120-10x40	10	40	120

INTELLECTUAL PROPERTY

Around All'inCath Platform

FR Patent No.:

0806472

Date of Patent:

30 December 2011

US Patent No.:

9,248,263

Date of Patent:

2 February 2016

US Patent No.:

9,931,492

Date of Patent:

3 April 2018

EU Patent No.:

EP 2365836B1

Date of Patent:

30 May 2018

EU Patent No.:

3409316

Date of Patent:

23 June 2021

US Patent No.:

11,291,806

Date of Patent:

5 April 2022

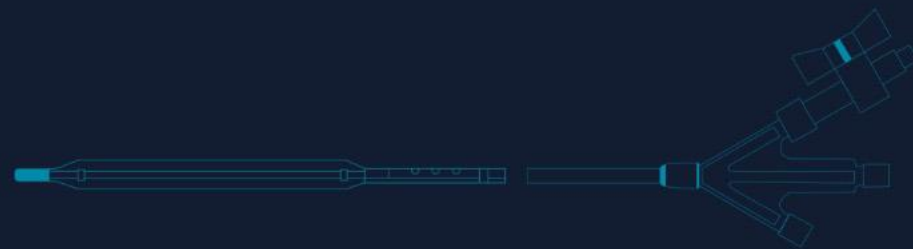


**NexStep is generating
new IP (in progress)**



**FTO and IP Strategy
available on demand**

Co-founders & Management team



Philippe Urbain

Entrepreneur
President

CV on demand



Pierre Sarradon

Vascular Surgeon
Clinical affairs (CMO)

drpierresarradon.com



David Curie

Entrepreneur
Managing Director

CV on demand



Invented by a Vascular Surgeon to significantly improve daily practices and procedures.



Thank you!