

JEILMEDICAL

Le F^orte NEURO SYSTEM

0.3 Ultra Low Profile & 0.6 Low Profile Plate



Contents

3	Indication
4	Overview
5	Features and Benefits
	Ordering Information
8	- 0.3 Ultra Low Profile Plates
10	- 0.6 Low Profile Plates
12	- 0.4 Low Profile Plates
13	- 1.4/1.5 Self-drilling Screws
14	- 3D/3E/3A Meshes
16	- Sterile NS Kit & SMARTO
17	- Instruments



LeForte Neuro System is intended for use in selective trauma of the cranial skeleton, cranial surgery and reconstructive procedures.

LeForte Neuro System

0.3 Ultra Low Profile Plate & Screw



Plates

- Thickness: 0.3 mm
- Materials: Pure Titanium Gr. 4
- Color: Green - Extra Rigid



1.4 mm Self-drilling Screws

- Length: 3, 3.7 and 4.2 mm
- Cruciform Recess of Screw Head
- Color: Silver

0.6 Low Profile Plate & Screw



Plates

- Thickness: 0.6 mm
- Materials: Pure Titanium Gr. 1, Gr. 2, Gr. 3
- Color: Green - Malleable / Silver - Medium / Blue - Rigid



1.5 mm Self-drilling Screws

- Length: 3, 4, and 5 mm
- Cruciform Recess of Screw Head
- Color: Silver

Optimal Screw Thread Design

- Enables easy and secure screw insertion.
- Offers optimal bone purchase and minimal insertion torque.



1.4 mm Self-drilling
Screw



1.5 mm Self-drilling
Screw

Optimal Screw Head Design

- The maximized screw to blade contact enables maximal torque transmission and reduce screw head stripping.
- Optimal screw retention by using tapered fit screwdriver.



1.4 mm Self-drilling
Screw Head



1.5 mm Self-drilling
Screw Head

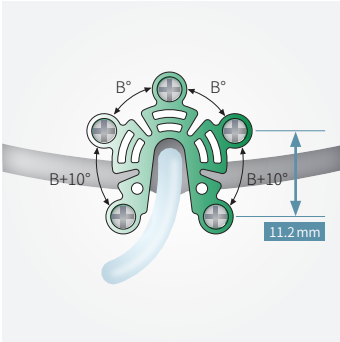


Screw Pick-up

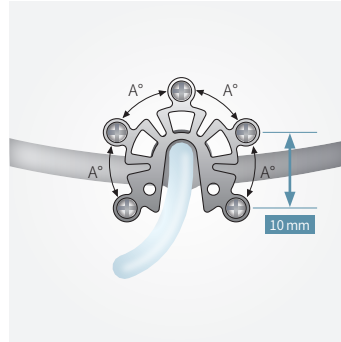
LeForte Neuro System

Unique Burr Hole Plate

Eccentric screw holes arrangement for better screw placement away from the osteotomy gap.



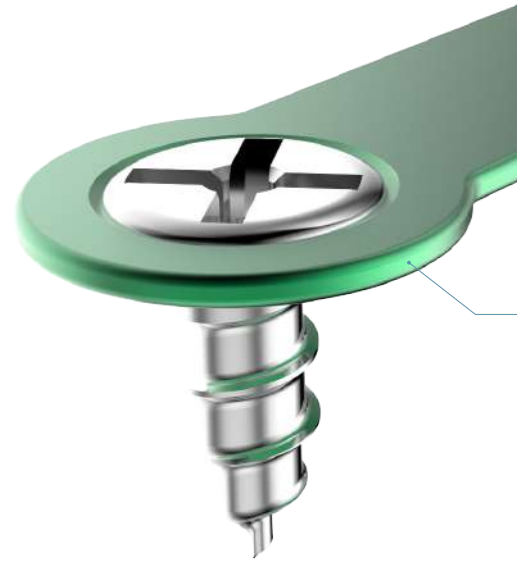
New Eccentric Design



Conventional Design

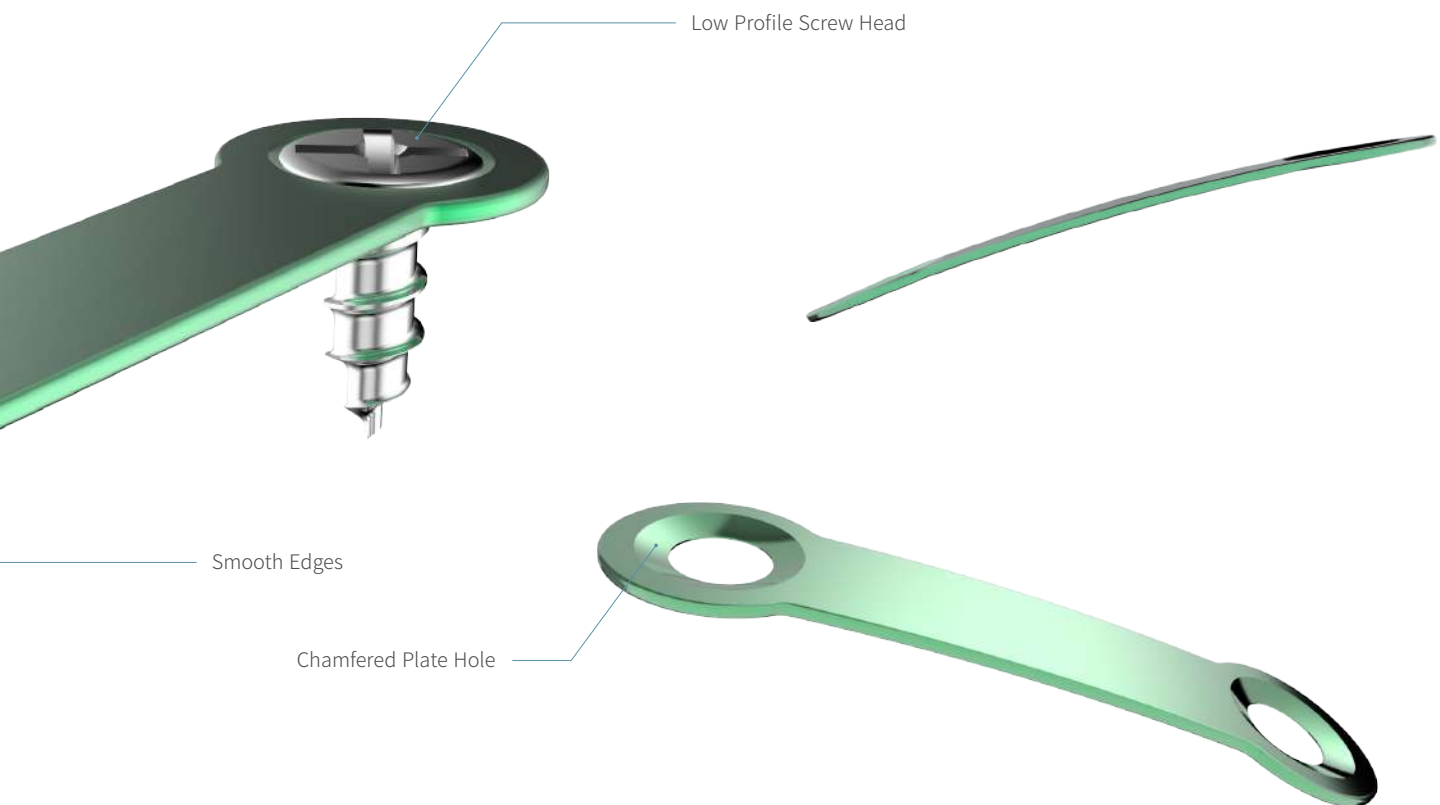


Pre-contoured Plate Design
for Less Palpability



Minimal Palpability

- Low profile screw head sits flush in chamfered plate holes for an overall low plate/screw construct.
- Smooth rounded plate edges.



0.3 Ultra Low Profile Plates

Straight / Square / Gap Type



NL-ST-002



NL-SQ-004




NL-ST-006



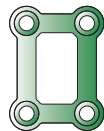
NL-ST-102




NL-ST-104



NL-SQ-004



NL-SQ-104



NL-GP-020


* Illustrated scale 1:1

Code	Type	Holes	Length	Thickness	Color
NL-ST-002	Straight	2	13.5 mm	0.3 mm	Green
NL-ST-004	Straight	4	19.5 mm	0.3 mm	Green
NL-ST-006	Straight	6	29.5 mm	0.3 mm	Green
NL-ST-102	Long Straight	2	17.5 mm	0.3 mm	Green
NL-ST-104	Long Straight	4	24.7 mm	0.3 mm	Green
NL-SQ-004	Square	4	12.5 mm	0.3 mm	Green
NL-SQ-104	Long Square	4	12.5 × 16.5 mm	0.3 mm	Green
NL-GP-020	Gap	6	20.5 × 39.5 mm	0.3 mm	Green


Double Y / Burr Hole Type




NL-DY-006




NL-DY-106




NL-BR-030




NL-BR-031




NL-BR-032



NL-BR-040



NL-BR-041



NL-BR-042

* Illustrated scale 1:1

Code	Type	Holes	Length	Thickness	Color
NL-DY-006	Double Y	6	11.6 × 20.6 mm	0.3 mm	Green
NL-DY-106	Double Y	6	11.6 × 24.6 mm	0.3 mm	Green
NL-BR-030	Burr Hole, Pre-contoured	5	Ø 15 mm	0.3 mm	Green
NL-BR-031	Burr Hole, Shunt, Pre-contoured	5	Ø 15 mm	0.3 mm	Green
NL-BR-032	Burr Hole, Long Shunt, Pre-contoured	5	Ø 15 mm	0.3 mm	Green
NL-BR-040	Burr Hole, Pre-contoured	5	Ø 22 mm	0.3 mm	Green
NL-BR-041	Burr Hole, Shunt, Pre-contoured	5	Ø 22 mm	0.3 mm	Green
NL-BR-042	Burr Hole, Long Shunt, Pre-contoured	5	Ø 22 mm	0.3 mm	Green

0.6 Low Profile Plates

Straight / Mid Gap Type



N16-ST-002



N16-ST-004



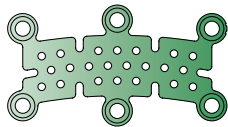
N16-ST-006



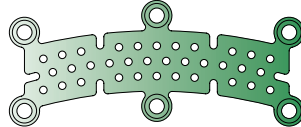
N16-ST-102



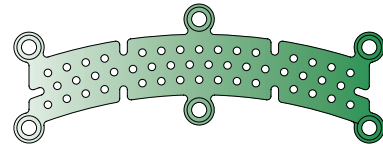
N16-ST-104



N16-GP-010F



N16-GP-020F

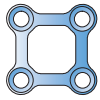


N16-GP-030F

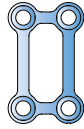
* Illustrated scale 1:1

Code	Type	Holes	Length	Thickness	Color
N16-ST-002	Straight	2	13 mm	0.6 mm	Blue
N16-ST-004	Straight	4	19 mm	0.6 mm	Blue
N16-ST-006	Straight	6	29 mm	0.6 mm	Blue
N16-ST-102	Long Straight	2	17 mm	0.6 mm	Blue
N16-ST-104	Long Straight	4	22.3 mm	0.6 mm	Blue
N16-GP-010F	Mid Gap	6	16 × 29 mm	0.6 mm	Green
N16-GP-020F	Mid Gap	6	16 × 39 mm	0.6 mm	Green
N16-GP-030F	Mid Gap	6	16 × 49 mm	0.6 mm	Green

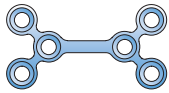
Square / Double Y / Burr Hole Type



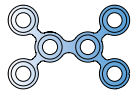
N16-SQ-004



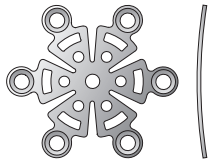
N16-SQ-104



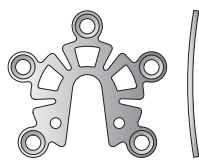
N16-DY-006




N16-DY-106



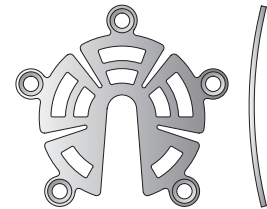
N16-BR-010S



N16-BR-011S



N16-BR-020S



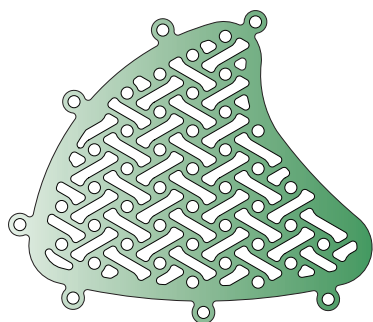
N16-BR-021S

* Illustrated scale 1:1

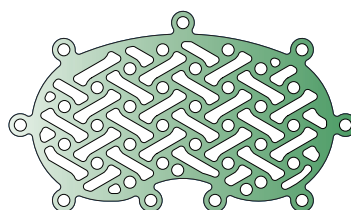
Code	Type	Holes	Length	Thickness	Color
N16-SQ-004	Square	4	12 × 12 mm	0.6 mm	Blue
N16-SQ-104	Long Square	4	10 × 16 mm	0.6 mm	Blue
N16-DY-006	Double Y	6	11 × 21 mm	0.6 mm	Blue
N16-DY-106	Double Y	6	11 × 16 mm	0.6 mm	Blue
N16-BR-010S	Burr Hole, Pre-contoured	6	∅ 15 mm	0.6 mm	Silver
N16-BR-011S	Burr Hole, Shunt, Pre-contoured	5	∅ 15 mm	0.6 mm	Silver
N16-BR-020S	Burr Hole, Pre-contoured	6	∅ 22 mm	0.6 mm	Silver
N16-BR-021S	Burr Hole, Shunt, Pre-contoured	5	∅ 22 mm	0.6 mm	Silver

0.4 Low Profile Plates

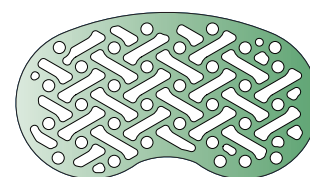
Mastoid Mesh / Temporal Mesh Type



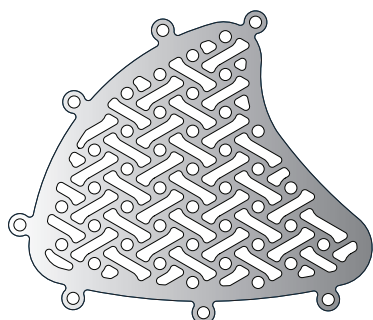
N16-MM-010F



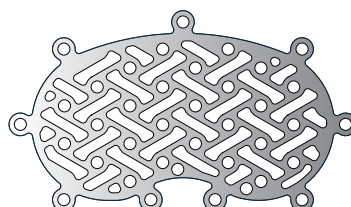
N16-TM-010F



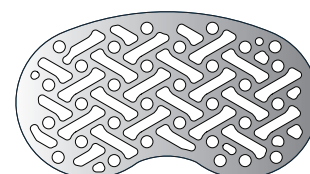
N16-TM-020F



N16-MM-010S



N16-TM-010S



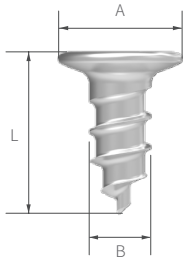
N16-TM-020S

* Illustrated scale 1:1

Code	Type	Holes	Thickness	Color
N16-MM-010F	Mastoid Mesh, Malleable	7	0.4 mm	Green
N16-TM-010F	Temporal Mesh, Malleable	9	0.4 mm	Green
N16-TM-020F	Temporal Mesh, Malleable	-	0.4 mm	Green
N16-MM-010S	Mastoid Mesh, Medium	7	0.4 mm	Silver
N16-TM-010S	Temporal Mesh, Medium	9	0.4 mm	Silver
N16-TM-020S	Temporal Mesh, Medium	-	0.4 mm	Silver

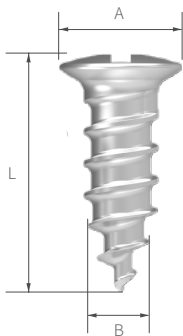
LeForte Neuro System Screws

Ø1.4 mm Self-drilling Screws (0.3)



Code	Head Diameter (A)	Thread Diameter (B)	Length (L)
14-NL-003	Ø 2.8 mm	Ø 1.4 mm	3.0 mm
14-NL-004	Ø 2.8 mm	Ø 1.4 mm	3.7 mm
14-NL-005	Ø 2.8 mm	Ø 1.4 mm	4.2 mm
16-NL-004-E	Ø 2.8 mm	Ø 1.6 mm	3.7 mm


Ø1.5 mm Self-drilling Screws (0.6)



Code	Head Diameter (A)	Thread Diameter (B)	Length (L)
16-NF-003	Ø 2.8 mm	Ø 1.5 mm	3.0 mm
16-NF-004	Ø 2.8 mm	Ø 1.5 mm	4.0 mm
16-NF-005	Ø 2.8 mm	Ø 1.5 mm	5.0 mm
19-NF-004-E	Ø 2.8 mm	Ø 1.8 mm	4.0 mm


LeForte Neuro System Meshes

MD Type




<i>3D Dynamic Meshes (0.3)</i>			
<i>Code</i>	<i>Size</i>	<i>Thickness</i>	<i>Color</i>
NL-3MD-060-03	58.1 × 58.1 mm	0.3 mm	Silver
NL-3MD-100-03	112 × 98.3 mm	0.3 mm	Silver
<i>3D Dynamic Meshes (0.6)</i>			
<i>Code</i>	<i>Size</i>	<i>Thickness</i>	<i>Color</i>
NS-3MD-060-06	57.6 × 57.6 mm	0.6 mm	Silver
NS-3MD-100-06	97.8 × 97.8 mm	0.6 mm	Silver
NS-3MD-150-06	138 × 138 mm	0.6 mm	Silver
NS-3MD-200-06	192 × 192 mm	0.6 mm	Silver
<i>3D Dynamic Meshes (1.0)</i>			
<i>Code</i>	<i>Size</i>	<i>Thickness</i>	<i>Color</i>
NS-3MD-060-10	57.6 × 57.6 mm	1.0 mm	Silver
NS-3MD-100-10	97.8 × 97.8 mm	1.0 mm	Silver
NS-3MD-150-10	138 × 138 mm	1.0 mm	Silver
NS-3MD-200-10	192 × 192 mm	1.0 mm	Silver

ME Type



<i>3E Dynamic Meshes (0.6)</i>			
<i>Code</i>	<i>Size</i>	<i>Thickness</i>	<i>Color</i>
NS-3ME-060-06	55.0 × 55.5 mm	0.6 mm	Silver
NS-3ME-100-06	107 × 106 mm	0.6 mm	Silver
NS-3ME-150-06	150.2 × 150.5 mm	0.6 mm	Silver
NS-3ME-200-06	210.8 × 205.5 mm	0.6 mm	Silver

MA Type



<i>3A Dynamic Meshes (0.6)</i>			
<i>Code</i>	<i>Size</i>	<i>Thickness</i>	<i>Color</i>
NS-3MA-060-06	60.4 × 58.7 mm	0.6 mm	Silver
NS-3MA-100-06	95.0 × 92.9 mm	0.6 mm	Silver
NS-3MA-150-06	144 × 144 mm	0.6 mm	Silver
NS-3MA-200-06	194 × 196 mm	0.6 mm	Silver

Sterile NS Kit & SMARTO

Sterile NS Kit - Cranial Bone Flap Fixation System

- Quick, Safe and Stable fixation of cranial bone flaps to cranium
- Simple and easy application resulting in time and the cost savings



Code	Description
MD46-ST102	Contains N16-ST-102 × 3ea, 16-NF-004 × 6ea

SMARTO - Disposable Battery Powered Driver

- Battery powered screwdriver in sterile package
- Single use disposable design eliminates need for autoclaving and repairing
- Optimal speed for screw placement for cranial bone flaps
- Designed to drive Self-drilling screw



111-ED-030



111-ED-051

Instruments

DRILL BIT



Code	Description
112-MC-STOP	Drill Bit Ø 1.0 mm, 4mm Stop Drill

FORCEPS



Code	Description
114-009	Grasping Forceps

CUTTER & BENDER



114-007



114-008

Code	Description
114-007	Mesh / Plate Cutter
114-008	Plate Bender

Instruments

DRIVER SHAFT



113-NF-101



113-NF-401

Code	Description
113-NF-101	Driver Shaft
113-NF-401	Driver Shaft Short (Use with Smarto)

HANDLE



Code	Description
111-010	Screwdriver Handle

SMARTO



111-ED-030

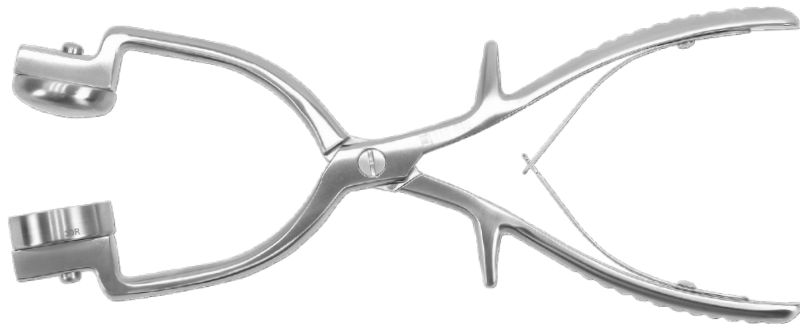


111-ED-051

*Screwdriver Shaft not included

Code	Description
111-ED-030	Sterilized Electric Screwdriver, 30 Ncm, 250 RPM, Sterile Package, Disposable
111-ED-051	Sterilized Electric Screwdriver, 40 Ncm, 165 RPM, Sterile Package, Disposable

3D MESH R-FORMER



Code	Description
111-040	3D Mesh R-former

CONTAINER



112-098



112-099



112-100

Code	Description
112-098	0.3 P&S Container & Instrument Container
112-099	0.6 P&S Container & Instrument Container
112-100	0.3 & 0.6 P&S Container & Instrument Container

JEILMEDICAL

JEILMEDICAL CORPORATION

702·703·704·705·706·804·805·807·812·815-ho, 55, Digital-ro 34-gil, Guro-gu, Seoul, 08378, Rep. of Korea

DOMESTIC SALES T 82.2.850.3500 F 82.2.850.3535 E jeil@jeilmed.co.kr

INTERNATIONAL SALES T 82.2.850.3935 F 82.2.850.3537 E global@jeilmed.co.kr

www.jeilmed.co.kr

Print Date: 2021-01-04 04-A01(02)